

DEPARTMENT OF COMPUTER SCIENCE
COURSE CURRICULUM & MARKING SCHEME

B.Com. I, II, III, IV Semester
COMPUTER APPLICATION
(Based on Choice Based Credit System)

SESSION : 2023-24



ESTD : 1958

GOVT. V.Y.T. PG AUTONOMOUS COLLEGE,
DURG, 491001 (C.G.)

(Former Name – Govt. Arts & Science College, Durg)

NAAC Accredited Grade A⁺, College with CPE - Phase III (UGC), STAR COLLEGE (DBT)

Phone : 0788-2212030

Website - www.govtsciencecollegedurg.ac.in, Email – autonomousdurg2013@gmail.com

Course Structure for CBCS B.Com. (CA)- I Semester

Course Code	Course Type	Course Name	Theory Marks		Internal Marks		Practical Marks		Total Marks		Teaching Load per Week			Credits
			Max. (A)	Min. (B)	Max. (C)	Min. (D)	Max. (E)	Min. (F)	Max.	Min.	L	T	P	
BCOCA 101(L)	DSC	Computer Fundamentals	60	24	15	6			75	30	3	1		3
BCOCA 102(P)		Computer Fundamentals Lab					25	10	25	10			1x2	1
BCOCA 103 (L+P)	SEC	Fundamental of Web Technology	25	10			25	10	50	20	1		1X2	2
TOTAL									150	60				6

Course Structure for CBCS B.Com. (CA)- - II Semester

Course Code	Course Type	Course Name	Theory Marks		Internal Marks		Practical Marks		Total Marks		Teaching Load per Week			Credits
			Max. (A)	Min. (B)	Max. (C)	Min. (D)	Max. (E)	Min. (F)	Max.	Min.	L	T	P	
BCOCA 201(L)	DSC	Programming in C Language	60	24	15	6			75	30	3	1		3
BCOCA 202(P)		Programming in C Language Lab					25	10	25	10			1x2	1
BCOCA 203 (L+P)	SEC	Principles of Object-oriented Programming	25	10			25	10	50	20	1		1X2	2
TOTAL									150	60				6

The syllabus for B.Com. (CA) is hereby approved for the session 2023-24.

[Signature]

[Signature]

[Signature]

[Signature]

[Signature]

[Signature]

GOVT. V.Y.T. PG. AUTONOMOUS COLLEGE DURG
DEPARTMENT OF COMPUTER SCIENCE

B. Com (CA)-I Semester
SYLLABUS FOR AY 2023-24
COURSE CODE: BCOCA-101 (L)
Computer Fundamentals

Max Marks: 60

Min. Marks: 24

Course Objectives	Course Outcomes
Introduce the fundamentals of computing devices and reinforce computer vocabulary, particularly with respect to personal use of computer hardware and software, various memory devices and Operating System.	On successful completion of the course, the student will be able to: <ol style="list-style-type: none">1. Understand the history and various generations of computer, characteristics of computer and its types, logic gates, number system2. Identify computer hardware and peripheral devices.3. Understand the concept and Features of MS-Word4. Understand the concept and Features of MS-Power point and MS-Excel.5. Understand Concept of Operating System and its features.

UNIT 1: CLASSIFICATION AND ORGANISATION OF COMPUTERS

Computer system: characteristics and capabilities. Computer Hardware and Software: Block Diagram of a Computer, Different Data Processing: Data, Data Processing System, Storing Data, Processing Data. Types of Computers: Analogue, Digital, Hybrid, General and Special Purpose Computers. Generation of Computers. Input Devices-KeyBoard, Mouse, Monitor, Impact and Non-Impact Printers, Plotters, Scanner, Output devices: Scan method of Display, Raster Scan, Vector Scan, Bit Mapped Scan, CRT Controller, Memory hierarchy, Primary Memory, Cache memory, Secondary Memory, Virtual Memory.

UNIT 2: MS-WORD

Introduction to word processing software , creating new document, saving document opening and printing document. *Home Tab* : setting fonts, paragraph settings various styles (normal no spacing, heading1, heading2, title, strong), find & replace, format painter, copy paste and paste special. *Insert tab* : Pages, tables, pictures, clipart, shapes, header & footer, word art, equation and symbols. *Page Layout Tab* : Page setup, page background, paragraph (indent and spacing). *Mailing Tab*: create envelopes and labels, mail merge. *Review Tab*: spelling and grammar check, new comment, Protect document, *View Tab*: document views, zoom, window (new window, split, switch window).

UNIT 3: MS-EXCEL

Introducing Excel, use of excel sheet, creating new sheet, Home Tab: Insert Tab: Table, charts (column chart, pie chart, bar chart, line chart) and texts (header * footer, word art, signature line). Page Layout Tab: page setup options, scale to fit (width, height, scale). Formulas Tab: Autosum (sum, average, min, max), logical (IF, and, or, not, true, false).

Handwritten signatures and initials in blue ink at the bottom of the page.

UNIT 4: MS-POWER-POINT

Introducing power point, use of power point presentation, creating new. *Home Tab* : new slide, layout, reset, delete, setting text direction, align text, convert to smart art, drawing options. *Desing Tab*: page setup options, slide orientation, applying various themes, selecting background style and formatting it. *Animations Tab* : custom animation for entrance, exit and emphasis, applying slide transition, setting transition speed and sound, animation on rehears timing. *Slide show & view Tab*: start slid show options, setup option. *View Tab* : presentation views, colours and window option.

UNIT 5: INTRODUCTION TO MS-DOS AND WINDOWS:

Introduction to DOS: History and Versions of DOS, *Fundamentals of DOS*: Physical Structure of the Disk, Compatibility of drives, Disks & DOS versions, Preparing Disks for use, Device Names. *Getting Started with DOS*: Booting Process (DOS, Windows, UNIX), System Files and Command.com, Internal DOS Files and Directories, Elementary External DOS Commands, Creating a Batch file, Additional.

Microsoft Windows: Operating System- Definition & functions, basics of Windows, Basic Components of Windows, Icons, Types of Icons, Taskbar, activating Windows, Using Desktop, Title Bar, running applications, Exploring computer, Managing Files and Folders, copying and moving files and folders. Control panel- Display properties, adding and removing software and hardware, setting date and time, screen saver and appearance. Using windows accessories.

TEXT BOOKS-

1. Computer Fundamentals, P.K. Sinha, BPB Publication, Sixth Edition.
2. Computer Fundamentals Architecture and Organization, B. Ram, New Age International Publishers, Fifth Edition
3. 1. MICRODOFT OFFICE 2007 FUNDAMENTAL: - L STORY, D WALLS.
4. 2. MS OFFICE : - S S SHRIVASTAVA, FIREWALL MEDIA.
5. 3. OFFICE 2000 MADE EASY: - ALAN NEIBAUER, TATA MCGRAW HILL

REFERENCE BOOK:-

1. Fundamentals of Computers, V. Rajaraman, PHI Sixth Edition.
2. Computers Today, Donald H. Sanders, McGraw-Hill Third Edition.

Handwritten signatures and initials in blue ink at the bottom of the page.

GOVT. V.Y.T. PG. AUTONOMOUS COLLEGE DURG
DEPARTMENT OF COMPUTER SCIENCE
B. Com (CA)-I Semester
SYLLABUS FOR AY 2023-24
COURSE CODE: BCOCA-102 (P)
LAB I: Computer Fundamental LAB

Max Marks: 25

Min. Marks: 10

Course Objectives	Course Outcomes
<p>Objective of this course is:</p> <ol style="list-style-type: none"> To enabling the students in crafting professional word documents Excel spread sheets, power point presentations using the Microsoft suite of office tools. To familiarize the students in preparation of documents and presentations with office automation tools. 	<p>On successful completion of the course, the student will be able to:</p> <p>CO1: Understand the history and various generations of computer, characteristics of computer and its types, logic gates, number system</p> <p>CO2: Be able to identify computer hardware and peripheral devices</p> <p>CO3: Understand creating and formatting basic documents in word processor software with their properties.</p> <p>CO4: Understand the creating and using formulas and charts in worksheets and Able to create presentations and can apply various animations on it.</p> <p>CO5: Able to understand DOS and GUI Operating System features.</p>

1. Scheme of Examination:-Practical examination will be of 3 hours duration. The distribution of practical marks will be as follows:

Programme 1 (MS-Office)	-	5
Programme 2 (MS-Office)	-	5
Programme 4 (DOS Commands)		5
Viva- Voice	-	5
[Practical Copy + Internal Record]	-	5

Total - 25

2 In every program there should be comment for each coded line or block of code.

3 Practical file should contain printed programs with name of author, date, path of program, unit no. and printed output.

4 All the following programs or a similar type of programs should be prepared.

List of Practical

- Demonstration of Computer Hardware and all the Peripheral Devices of Computer Systems.
- All the Internal and External DOS Commands.

MS- WORD

File New, Open, Save, Cut, Copy, Paste, Drag Drop, Bullets and Numbering, Undo, Redo, Find, Replace, Paragraph Formatting, Character Formatting and Page Formatting.


1. Open a document. Type the following text and perform the tasks as instructed below:-

Working with Word Processor

As already mentioned, a word processor is a package that processes textual matter and creates organized and flawless documents. In addition to it a word processor not only remove all the limitations of typewriter but also offers various useful features that cannot be even dreamt of with typewriter.

Also if same textual matter is to be reproduced with minor changes, retyping the only option in typewriters.

The word processing (and word processor) originated way back in 1964 when special typewriters. Magnetic Tape Selectric typewriters (MIST) were launched by IBM (International Business Machines).



- (i) Insert the following text after the first paragraph
The main components of a word processing system are listed below:
 - a. Computer
 - b. Printer
 - c. A word processing software
- (ii) Save the document as Word1.doc
- (iii) Move the second paragraph to the end of the document. Using drag & drop.
- (iv) Move the second paragraph in the end of the document using cut, paste operations.
- (v) Undo the above actions.
- (vi) Now use Redo actions
- (vii) Go to the End of the document (in one step)
- (viii) Go to the Beginning of document (in one step)
- (ix) Insert page break before the third paragraph.
- (x) Search the word "computer: in your document with options Match case, find whole words only.
- (xi) Replace the word "typewriters" with "word processor"
- (xii) Undo the above action
- (xiii) Remove All page breaks from your document
- (xiv) Change the magnification of your document to different percentages using zoom features.
- (xv) Format the above written paragraphs and give the options as follows:
 - Alignment justified
 - Indentation: left 0.2 right:0.2
 - Spacing: before 6 pt. after:6 pt.
 - Special: first line by :0.4"
 - Line spacing 1.5 lines.
- (xvi) Set the default tab stop to 0.3"
- (xvii) Set the margins to 1.25
- (xviii) Format the page using
 - a. Left margin:0.5, right margin: 0.5
 - b. Top margin:1.5, bottom margin:0.5
 - c. Gutter Margin: 1 indentation: left 0.2 right:0.2
 - d. Header Margin:0.5
- (xix) Format the each occurrence of group of words 'Word Processor' as bold, italic, under line and small caps
- (xx) using find and replace with formatting options.
- (xxi) Align the heading to Center and make it bold, underlined and italicized.

File New, Open, Save, Find, Replace, Paragraph Formatting, Character Formatting and Page Formatting.

2. Type the text as show below and perform the tasks as directed:

Computers

COMPUTER is an electronic device that processes data and gives meaningful information. Computers are being used in almost all the fields today

EXPERT SYSTEMS

HUMAN THINKING AND ARTIFICAL INTELLIGENCE

Can computer think?

AI at work Today: Natural Language programs and Expert Systems.

THE IMPACT OF COMPUTERS ON PEOPLE

The Positive Impact

The Potential Dangers

THE IMPACT OF COMPUTERS ON ORGANIZATIONS

The information Processing Industry

The Positive impact on Using Organizations

The Potential Dangers for Using Organizations

1. Search for the word 'Computer' in the entire document. All the occurrences of the given word are to be searched irrespective of the case.
2. In the above question note that word also searches 'computerization and 'computerisations'. Now make sure that this time Word searches only for the word 'computer' in the entire document.
3. Change the entire uppercase letter to lowercase.
4. Give a heading to the above written text 'COMPUTERS IN TODAY'S WORLD'
5. Centre aligns the Heading text Computer that appears in first line.
6. Apply outside border to entire document.

Handwritten signatures and initials in blue ink at the bottom of the page.

7. Apply outside border to the just heading text.
8. Change page setup according to the following specifications
Top margin: 1.5", bottom margin: 1.5"
Gutter: 1", left margin: 1.5"
Right margin: 1"
Page width: 7.5", page height: 6.5 "
Orientation: portrait
9. Give a header 'Creations' and footer 'The school of computing'. The footer should also consist of page no's.
10. Give appropriate commands for giving different header and footers for first page and odd & even pages.
11. Save and close the document.

3. Write the following equations in MS-Word:
 $4\text{H}_3\text{PO}_3 = 3\text{H}_3\text{PO}_4 + \text{PH}_3$, $\text{PCL}_3 + \text{CL}_2 = \text{PCL}_5$, $(x+y)^2 = x^2 + y^2 + 2xy$

4. Write the following equations in MS-Word:
 $\text{C}_2\text{H}_5\text{OH} + \text{PCL}_5 = \text{C}_2\text{H}_5\text{CL} + \text{POCL}_3 + \text{HCL}$, $A = \pi r^2$, $a + b \neq 0$

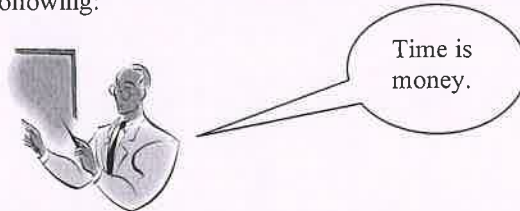
5. Write the following in MS-Word:
1. Preheat the oven to 220°C.
 2. Copyright ©
 3. Registered ®
 4. Trademark ™

6. Create the following table in MS-Word:

Name		Rahul	
Roll No.		101	
Subject	Max	Min	Obtain
Java	100	33	75
Multimedia	100	33	70

7. Create a document in MS-Word. Set the watermark as **Microsoft**. Also write the following text as formatted below:
Measuring programming progress by lines of code is like measuring aircraft building progress by weight.
 --Bill Gates

8. Create the following:



9. Create the following:



10. Create the following table in MS-Word:

Admission 2021-2022

Course	OC	OB	MBC	SC/ST	Total
Computer Science	9	18	5	5	37
Commerce	14	25	6	5	50
Mathematics	12	20	4	4	40

11. Create Table as shown

Car		Price
Maruti	Omni Van	200000
	Maruti 800	242000
Tata	Sumo	390000

[Handwritten signatures and marks at the bottom of the page]

12. Insert the following in MS-Word.



Rabbit



14. Write the following in MS-Word.

- This is sentencecase.
- this is lowercase.
- THIS IS UPPERCASE.
- This Is Capitalise Each Word.
- tHIS IS tOGGLE cASE.
-

15. Create the following list in MS-Word:

1. Actors
 1. Bruce Willis
 2. Gerard Butler
 3. Vin Diesel
2. Actress
 1. Julia Roberts
 2. Angelina Jolie
 3. Kate Winslet
 4. Cameron Diaz

16. Write the following in MS-Word:

1. Cricket Players
 3. Batsman
 1. Sachin Tendulkar
 2. Rahul Dravid
 3. Virendra Sehwag
 4. Bowler
 - a. Kumble
 - b. Zaheer Khan
 - c. Balaji
 5. Spinner
 - a) Harbhajan
 - b) Kumble
 - c) Kartik

17. Write a letter to send invitation to your friend inviting on your birthday.

18. Create labels for your friends' address.

Handwritten signatures and marks at the bottom of the page.

MS – EXCEL

1. Create the following worksheet and save the worksheet as wages.xls
 PACE COMPUTERS (ATC CEDT), Govt. of India
 Payroll for Employee (Temporary)

Today's date :		Pay Rate :	
Worker's Name	Hired On	days Worked	Gross Wages
Kushagra	3-Mar-07		
Pradeep	4-Mar-07		
Puneet	5-Mar-07		
Rajeev	6-Mar-07		

- (I) Calculate days work and gross wages

2. Create the following worksheet and save the worksheet as wages.xls

Name Basic (monthly) (Rs.)	HRA(% of basic)	DA (Rs.)	Total Salary (1997)	Bonus (Rs)	Total Salary (1998)	% (Increase)
Shirome5000	10	450		1200		
Somya9000	15	800		200		
Tanya7000	12	900		1800		

- Calculate the total salary as sum of Basic salary, HRA ,DA, for each employee for 1997
- Calculate total salary for year 1998 as sum of salary of 1997 and bonus
- Calculate % increase in salary from 1997 to 1998

3. Create a worksheet as follows

Pace computer (ATC CEDT) Govt. Of India
 Payroll for employee (Permanent)

Empcode	name	doj	salary	bonus	net salary
E001	Meenu	3-Mar-95	5000		
E002	Manoj	4-Mar-06	4000		
E003	Preeti	3-Mar-95	4800		
E004	Sumita	6-Mar-07	7500		

- i. allow bonus 8000 to employee having service >2 year other wise allow bonus 3000
- ii. find net salary as sum of bonus and salary

4. create the worksheet as follows

Roll No	Name	English	Maths	Total	Average	Division
101	Kushagra	95	99			
102	Ajay	92	95			
103	Vijay	70	69			

Class Average		
---------------	--	--

- i. find Total of two subject for each student
- ii. find average of two subject for each student
- iii. find class as average of average column
- iv. find division of student as first, second, third, assume percentage of division of your own and maximum marks
- v. in each student as 100
- vi. Apply conditional formatting for division column, first division should be in bold, second division should be in italic and third division should be underline

5. Create macro in excel to make selected cell, bold, italic outside bordered and center across select.

Handwritten signatures and marks at the bottom of the page.

6. create bar chart with given data

	2001	2002	2003
Tea	19	23	25
Coffee	22	24	22
Sugar	45	40	45

(I) Provide heading production detail

(II) Provide z axis title; lacks metric tone

(III) Provide x axis title year

7. Create a table with column heading as shown below and using form perform data entry of records.,

Zone	Department	Employee	Salary
West	Marketing	Mukesh	10500
East	Sales	Rahul	20000
South	Marketing	Suresh	5500
North	Marketing	Anju	25000
South	Sales	Neeraj	8000
North	Sales	Ajay	8000
South	Marketing	Mahesh	7500
West	Sales	Rajesh	4500

i. Sort the data according to Zone then by Department

ii. Use group and outline feature to show & hide details

8. Create a table with column heading as shown below and using form perform data entry of records.

Zone	Department	Employee	Salary
West	Marketing	Mukesh	10500
East	Sales	Rahul	20000
South	Marketing	Suresh	5500
North	Marketing	Anju	25000
South	Sales	Neeraj	8000
North	Sales	Ajay	8000
South	Marketing	Mahesh	7500
West	Sales	Rajesh	4500

(I) Use filter command to show records having zone: West

(II) Use filter command to show records having zone: West and salary less than 5000

(III) Use filter command to show records having salary greater than 10000

9. Create pivot table using Data of exercise 8

10. Create Table using feature

Principle 1500

Rate 4%

Time 5

300	3	4	5
1%	45	60	75
2%	90	120	150
3%	135	180	225

[Handwritten signatures and marks at the bottom of the page]

11. Using goal seek feature find out the interest rate it must be to earn interest 500

Principle 1500

Rate 4%

Time 5

Interest 300

MS PowerPoint

Q 1 Create a PPT of Atleast 10 Slides with one slide for comparison, one slide displaying a chart with the table.

Q 2 Create a PPT presentation use rehearse timing for the slide show

Q 3 Create PPT presentation slide import sound and video clips.

Q 4 Create PPT presentation with hyperlinking.

Q 5 Create PPT presentation and apply themes and transitions.

[Handwritten signature]

Leahy

[Handwritten signature]

[Handwritten signature]

[Handwritten signature]

Rafeman

GOVT. V.Y.T. P.G. AUTONOMOUS COLLEGE, DURG (C.G.)
SYLLABUS FOR AY 2023-24
B. COM. (CA) –I SEMESTER
SUBJECT CODE: BCOCA -103(L+P)
SEC1: FUNDAMENTAL OF WEB TECHNOLOGY

Max Marks: 25(L)+25(P)

Min. Marks: 10+10

NOTE:- The Question Paper setter is advised to prepare unit-wise question with the provision of internal choice.

Course Objectives	Course Outcomes
Course Objective: This Subject is useful for Making own Web page and how to host own web site on internet. Also, Students will learn what the protocols are involving in internet technology	On successful completion of the course, the student will be able to: CO1: Discuss internet technology and concept of website. CO2: Discuss the basic elements of HTML CO3: Discuss the concept of list and font tags and its attributes. CO4: Describe image and external & Internal; linking in HTML.

Basics of Internet

History, Evolution, Internet applications, Intranet, WWW, Emergence of Web, Web Site, client, Web Servers, Web Browser, Web concept, Search Engine, URL, DNS, Internet Connection, Internet Service Provider, Web Design Strategies,

Introduction, Html version, HTML tags, Creating headings on a web pages : Aligning the headings, creating list, Working with Links: Creating a Hyperlinks, Setting the Hyperlink Colors, Linking Different sections of A web page, Creating Paragraph, Working with Images, Using Images as Links, Working with Tables, Setting the Frame Border Thickness, Applying Hyperlink Targets to a Frame, Creating and HTML Form, Specifying the Action URL and Method to Send the Form, Using the HTML Controls.

TEXT BOOKS:

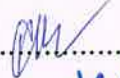






1. Web Technology, A developer's Perspective, N.P. Gopalan and J. Akilandeswari, PHI publication.
2. Web Technologies : HTML, JAVASCRIPT, PHP, JAVA, JSP, ASP, NET, XML and Ajax, Black Book by Dream Tech Press.
3. Internet : The Complete Reference Millennium Edition Margaret Levine Young, Doug Muder.
4. The Complete Reference : HTML and CSS, Thomas A, Powell, Mc Graw Hill.
5. Java Script The Complete Reference, Thomas Powell, Fritz Schenider, McGrawHill, Third Edition
6. Introduction To HTML, Kamlesh N.Agrawal, O.p, Vyas, P.A. Agrawal.
7. Web Technology and Design, Xavier, C, New Age International.
8. HTML, DHTML, Java Script, Perl and CGI, Ivan Bayros, BPB Publication.
9. Internet and Web Design, Ramesh Bangia, New Age International.

(Handwritten signatures and initials)

Course Structure for CBCS B.Com. (CA)- - II Semester

Course Code	Course Type	Course Name	Theory Marks		Internal Marks		Practical Marks		Total Marks		Teaching Load per Week			Credits
			Max. (A)	Min. (B)	Max. (C)	Min. (D)	Max. (E)	Min. (F)	Max.	Min.	L	T	P	
BCOCA 201(L)	DSC	Programming in C Language	60	24	15	6			75	30	3	1		3
BCOCA 202(P)		Programming in C Language Lab					25	10	25	10			1x2	1
BCOCA 203 (L+P)	SEC	Principles of Object-oriented Programming	25	10			25	10	50	20	1		1x2	2
TOTAL									150	60				6

Name and Signatures

Name and Signatures	Departmental members
V.C. Nominee 	1. HOD- Mr. Dileep Kumar Sahu.....  2. Mrs. Latika Tamrakar.....  3. Dr. Sanat Kumar Sahu 
Subject Expert 	
Subject Expert.....	
Alumni(member).....	
Prof. from other Dept. of Sc. Faculty..... 	
Specialist from Industry 	

GOVT. V.Y.T. PG. AUTONOMOUS COLLEGE DURG
DEPARTMENT OF COMPUTER SCIENCE
SYLLABUS FOR AY 2023-24
B. Com. (CA)– II Semester
COURSE CODE: BCOCA - 201(L)
PROBLEM SOLVING AND PROGRAMMING IN 'C'

Max Marks: 60

Min. Marks: 24

NOTE:- The Question Paper setter is advised to prepare unit-wise question with the provision of internal choice.

Course Objectives	Course Outcomes
<p>This course intends to provide the fundamental programming methodologies and problem solving techniques in the C programming language.</p>	<p>On successful completion of the course, the student will be able to</p> <p>CO1: Understand modular programming approach and learn different data types, operators and its types, operator precedence and associativity, Input-Output functions in C language.</p> <p>CO2: Understand various Control Constructs and function in C language.</p> <p>CO3: Understand the concepts of array , string and Functions.</p> <p>CO4: Describe pointers and their usage using C awith its various applications.</p> <p>CO5: Discuss structure, union and enum in C Language.</p>

Unit	Topics
I	<p>Introduction and Programming Concepts : Definition of Program, Source file, Object file, Executable file, Header file, Language Translator- Assembler, Interpreter, Compiler, Testing, Debugging, Linker and Loader, Algorithms, Flow Charts, History of C language, Structure of C program ,Keywords, Tokens, Data types, Constants, Literals and Variables.</p> <p>Operators and Expressions: Arithmetic operators, Relational operator, Logical operators, Expressions, Operator : operator precedence and associativity ,Type casting.</p>
II	<p>Console I/O formatting, Unformatted I/O functions: getch(), getchar, getche(), getc(), putc(), putchar().</p> <p>Control Constructs If-else, conditional operators, switch and break, nested conditional branching statements, Loops: For, do..while, while, Nested loops, break and continue, goto and label, exit function.</p>
III	<p>Array, String, and Function Array:-Array declaration, One and Two dimensional numeric and character arrays. Multidimensional arrays. String:-String declaration, initialization, string manipulation with/without using library function. Functions:-definition, Function components: Function arguments, return value, function call statement, function prototype. Type of function, Scope and lifetime of variable. Call by value and call by reference. Function using arrays, function with command line argument. User defined function: math and character functions, Recursive function.</p>

Rajendra

Oh

Lachit

B

gals

[Signature]

IV	Pointer Definition of pointer, pointer declaration, using & and *operators. Void pointer, pointer to pointer, Pointer in math expression, pointer arithmetic, pointer comparison, dynamic memory allocation, functions – malloc, calloc, realloc and free, pointers vs. Arrays, Arrays of pointer, pointer to array, pointers to functions, function returning pointer, passing function as argument to function, pointer to structure.
V	Structure, Union & Enum- Structure: basics, declaring structure and structure variable, typedef statement, array of structure, array within structure, Nested structure; passing structure to function, function returning structure. Union: basics, declaring union and union variable, Enum: declaring enum and enum variable.







TEXT BOOK:

1. Programming in C – Yashwant Kanetkar
2. Programming in C - Venugopal
3. The C Programming Language - Kernighan and Ritchie[Prentice Hall].
4. Application Programming in C - R. Johnson-baugh& Martin Kalin Macmillan International Editions.

Supplementary Readings:

1. The art of C Programming - Jones, Robin & Stewart, Narosa Publishing House.
2. C Problem solving and Programming - A. Kenneth, Prentice Hall International.
3. C made easy - H. Schildt, McGraw Hill Book Company

Name and Signatures

Name and Signatures	Departmental members
V.C. Nominee 	
Subject Expert 	1. HOD- Mr. Dileep Kumar Sahu..... 
Subject Expert.....	2. Mrs. Latika Tamrakar..... 
Alumni(member).....	3. Dr. Sanat Kumar Sahu
Prof. from other Dept. of Sc. Faculty 	
Specialist from Industry 	

GOVT. V.Y.T. PG. AUTONOMOUS COLLEGE DURG
DEPARTMENT OF COMPUTER SCIENCE
SYLLABUS FOR AY 2023-24
B. Com (CA)– II SEMESTER
Course Code: BCOCA-202(P)
Practical LAB II: PROGRAMMING IN C LAB

Max Marks: 25

Min. Marks: 10

Course Objectives	Course Outcomes
This course intends to provide in-depth programming knowledge of Problem-solving techniques and programming in C Language.	<p>On successful completion of the course, the student will be able to:</p> <p>CO1: Write program with all type of variables and statements of C.</p> <p>CO2: Discuss modular approach by working with functions</p> <p>CO3: Discuss programming concepts with derived data types.</p> <p>CO4: Know different features file Handling and pre-processors.</p>

1. **Scheme of Examination:** -Practical examination will be two programs and a project demonstration. It will be of 3 hours duration. All programs should be with flow chart and algorithms. The distribution of practical marks will be as follows:

Programme 1	-	5
Programme 2	-	5
Programme 3	-	5
Viva- Voice	-	5
[Practical Copy + Internal Record]	-	5

Total - 25

2. In every program there should be comment for each coded line or block of code.
3. Practical file should contain printed programs with name of author, date, path of program, unit no. and printed output.
4. All the following programs or a similar type of programs should be prepared.

List of Practical

INPUT AND OUTPUT, FORMATTING

- Write a program in which you declare variable of all data types supported by C language. Get input from user and
- print the value of each variable with alignment left, right and column width 10. For real numbers print their values
- with two digits right to the decimal.

[Signature]

[Signature]

[Signature]

[Signature]

[Signature]

[Signature]

LOOPS, DECISIONS

4. Write program to print all combination of 1 2 3.

5. Write program to generate following pattern

a) * * * * *

* * * *

* * *

**

*

c) *

* *

* * *

* * * *

* * * * *

b) 1

2 3

4 5 6

7 8 9 10

d) 1

2 1 2

3 2 1 2 3

4 3 2 1 2 3 4

6. Write main function using switch...case, if..else and loops which when called asks pattern type; if user enters 11 then first pattern is generated using for loop. If user enters 12 then first pattern is generated using while loop. If user enters 13 then first pattern is generated using do-while loop. If user enters 21 then a second pattern is generated using for loop and so on.

7. Write program to display number 1 to 10 in octal, decimal and hexadecimal system.

8. Write program to display number from one number system to another number system. The program must ask for the number system in which you will input integer value then the program must ask the number system in which you will want output of the input number after that you have to input the number in specified number system and program will give the output according to number system for output you mentioned.

9. Write a program to perform following tasks using switch...case, loops, and conditional operator (as and when necessary).

a) Find factorial of a number

b) Print Fibonacci series up to n terms and its sum.

c) Print sin series up to n terms and its sum.

d) Print exponential series up to n terms and its sum.

e) Print prime numbers up n terms.

f) Print whether a given year is leap or not.

11. Write program no. 6 but use library function to perform above tasks.

ARRAY

12. Create a single program to perform following tasks using switch, if..else, loop and single dimension character array without using library function:

a) To reverse the string.

b) To count the number of characters in string.

c) To copy the one string to other string;

d) To find whether a given string is palindrome or not.

e) To count no. of vowels, consonants in each word of a sentence and no. of punctuation in sentence.


f) To arrange the alphabets of a string in ascending order.

13. Create a single program to perform following tasks using switch, if..else, loop and single dimension integer array:

a) Sort the elements.

c) Search for presence of particular value in array element using linear search.

d) Search for presence of particular value in array element using binary search.



FUNCTIONS

14. Write program using the function power (a, b) to calculate the value of a raised to b.
15. Write program to demonstrate difference between static and auto variable.
16. Write program to demonstrate difference between local and global variable.
17. Write a program to perform following tasks using switch...case, loops and function.
 - a) Find factorial of a number
 - b) Print Fibonacci series up to n terms and its sum.
 - c) Print Sin series up to n terms and its sum.
 - d) Print exponential series up to n terms and its sum.
18. Write a program to perform following tasks using switch...case, loops and **recursive** function.
 - a) Find factorial of a number
 - b) Print Fibonacci series up to n terms and its sum.
 - c) Print Sin series up to n terms and its sum.
 - d) Print exponential series up to n terms and its sum.
 - e) Print natural series up to n terms and its sum
19. Write a function to accept 10 characters and display whether each input character is digit, uppercase letter or lower case letter.

Array & Function

20. Create a single program to perform following tasks using switch, if..else, loop, function and double dimension integer array of size 3x3:
 - a) Addition of two matrix.
 - b) Subtraction of two matrix.
 - c) Multiplication of two matrix.
 - d) Inverse of matrix.
 - e) Transpose of matrix.
21. Create a single program to perform following tasks using switch, if..else, loop, user defined function and single dimension character array:
 - a) To reverse the string.
 - b) To count the number of characters in string.
 - c) To copy the one string to other string;
 - d) To find whether a given string is palindrome or not.
 - e) To count no. of vowels, consonant in each word of a sentence and no, of punctuations in sentence.
22. Create a single program to perform following tasks using switch, if..else, loop, function and single dimension integer array:
 - a) Sort the elements.
 - b) Find largest element and smallest element.
 - c) Search for presence of particular value in array element using linear search.
 - d) Search for presence of particular value in array element using binary search.

STRUCTURE & UNION

Handwritten signature

Handwritten signature

Handwritten signature
Rajkumar

23. Create a structure Student having data members to store roll number, name of student, name of three subjects, max marks, min marks, obtained marks. Declare a structure variable of student. Provide facilities to input data in data members and display result of student.
24. Create a structure Date with data member's dd, mm, yy (to store date). Create another structure Employee with data members to hold name of employee, employee id and date of joining (date of joining will be hold by variable of structure Date which appears as data member in Employee Structure). Store data of an employee and print the same.

POINTER

25. Define union Emp having data members:-one integer, one float and one single dimension character array. Declare a union variable in main and test the union variable.
26. Define an enum Days_of_Week members of which will be days of week. Declare an enum variable in main and test it.
27. Write a program of swapping two numbers and demonstrates call by value and call by reference.
28. Write program to sort strings using pointer exchange.
29. Write a program in c using pointer and function to receive a string and a character as argument and return the no. of occurrences of this character in the string.
30. Write program to demonstrate pointer arithmetic.

A series of handwritten signatures in blue ink at the bottom of the page. From left to right, there is a small signature, a signature that looks like 'B...', a signature that looks like 'Lalkey', a signature that looks like 'J...', a signature that looks like 'John', and a signature that looks like 'Rajendra'.

GOVT. V.Y.T. P.G. AUTONOMOUS COLLEGE, DURG (C.G.)
DEPARTMENT OF COMPUTER SCIENCE
SYLLABUS FOR AY 2023-24
C. Com (CA)– II SEMESTER
COURSE CODE: BCOCA-203(L+P)

SEC2: Principles of Object-Oriented Programming

Max Mark: 25+25(L+P)

Min Marks: (10+10)

Note: The Question Paper setter is advised to prepare unit-wise question with the provision of internal choice.

Only Simple calculators allowed not scientific calculator.

Course Objectives	Course Outcomes
this course aim to introduce the concept of object-oriented programming, and will be able to implement the various features of OOPs. He /she will efficiently write programs to solve real world problems using Object Oriented concept for problem solving	On successful completion of the course, the student will be able to understand and implement Object Oriented concept.

Object Oriented Methodology: Introduction, Advantages and Disadvantages of Procedure Oriented Languages, what is Object Oriented? What is Object Oriented Development? Object Oriented Themes, Benefits and Application of OOPS.

Principles of OOPS: OOPS Paradigm, Basic Concepts of OOPS: Objects, Classes, Data Abstraction and Data Encapsulation, Inheritance, Types of Inheritance, Polymorphism, Types of Polymorphism, Static Binding and Dynamic Binding, Message Passing

Text Books:

S. No. Title Authors Publisher

1) Programming with JAVA E. Balagurusamy TMH



DIRECTIVES FOR STUDENTS, FACULTY AND EXAMINERS

1. There shall be three sections (Section A, B, and C) in each theory paper.
2. Section A shall contain very short answer type questions (One or two line answer) or objective type questions (fill in the blank). (not multiple choice questions)
3. Section B shall contain short answer type questions with the limit of 150 words
4. Section C shall contain long answer/ descriptive type questions. The students are required to answer precisely and the answer should not exceed the limit of 350 words.
5. The students are required to study the content mentioned in the curriculum exhaustively.

EVALUATION PATTERN

- Theory- 60 marks + Internal and Assignment – 15 Marks
 - Practical- 25 marks
- Total – 100 Marks**

Question Type	MAX MARKS 60 (Marks X No. of Q.)
A (Very short Ans.)	1X10 = 10
B (Short Ans.)	4X5 = 20
C (Long Ans.)	6X5 =30

EVALUATION PATTERN FOR SEC and VAC

- Theory 25 marks
- Practical 25 marks
- Total – 50 Marks

Name and Signatures

Name and Signatures	
V.C. Nominee	Departmental members
Subject Expert	1. HOD- Mr. Dileep Kumar Sahu.....
Subject Expert.....	2. Mrs. Latika Tamrakar.....
Alumni(member).....	3. Dr. Sanat Kumar Sahu.....
Prof. from other Dept. of Sc. Faculty.....	
Specialist from Industry	

Corrigendum for UG Classes








1. Section –A (very short answer question)

There shall be 10 objective type questions (No multiple choice). All questions are compulsory; at least one from each unit.

2. Section B, Section C

There shall be 10 questions, two questions from each unit.
The candidate has to attempt one question from each unit.

Name and Signatures

Name and Signatures	Departmental members
V.C. Nominee 	
Subject Expert 	1. HOD- Mr. Dileep Kumar Sahu..... 
Subject Expert.....	2. Mrs. Latika Tamrakar..... 
Alumni(member).....	3. Dr. Sanat Kumar Sahu 
Prof. from other Dept. of Sc. Faculty..... 	
Specialist from Industry 	

Course Structure for CBCS B.Com. (CA)- III Semester

Course Code	Course Type	Course Name	Theory Marks		Internal Marks		Practical Marks		Total Marks		Teaching Load per Week			Credits
			Max. (A)	Min. (B)	Max. (C)	Min. (D)	Max. (E)	Min. (F)	Max.	Min.	L	T	P	
BCS 301(L)	DSC	DBMS	60	24	15	6			75	30	3	1		3
BCS 302(P)		DBMS Lab					25	10	25	10			1x2	1
BCS 303 (L+P)	SEC		25	10			25	10	50	20	1		1X2	2
BCS 304	VAC		25	10			25	10	50	20	1		1X2	2
TOTAL									200	80				8

Course Structure for CBCS B.Com. (CA)- IV Semester

Course Code	Course Type	Course Name	Theory Marks		Internal Marks		Practical Marks		Total Marks		Teaching Load per Week			Credits
			Max. (A)	Min. (B)	Max. (C)	Min. (D)	Max. (E)	Min. (F)	Max.	Min.	L	T	P	
BCS 401(L)	DSC	Internet Technology	60	24	15	6			75	30	3	1		3
BCS 402(P)		Internet Technology Lab					25	10	25	10			1x2	1
BCS 403 (L+P)	SEC		25	10			25	10	50	20	1		1X2	2
BCS 404 (L+P)	VAC		25	10			25	10	50	20	1		1X2	2
TOTAL									200	80				8

The syllabus for B.Com. (CA) is hereby approved for the session 2023-24.



GOVT. V.Y.T. P.G. AUTONOMOUS COLLEGE, DURG (C.G.)
SYLLABUS FOR AY 2023-24
B. Com (CA) – III Semester
Database Management System
Course Code– BCOCA-301 (L)

Max Mark: 60

Min Marks: 24

Note: The Question Paper setter is advised to prepare unit-wise question with the provision of internal choice. Only Simple calculators allowed not scientific calculator.

Part A: Database Management System			
Program: B. Com (CA)	Class: B. Com (CA) Semester	Year: 2023	Session:2023-2024
Course Code	BCOCA-301 (L)		
Course Title	Database Management System		
Course Type	Core Course		
Pre-requisite (if any)	None		
Course Objectives	The objective of the course is to present an introduction to database management systems, with an emphasis on how to organize, maintain and retrieve - efficiently, and effectively - information from a DBMS.		
Course Outcome	At the end of this course, the students will be able to: 1. Understand the Databases and their design & development 2. Intellectual Cognitive/ analytical skills: Normalization of Databases. 3. Practical Skills: Using SQL and PL/SQL. 4. Transferable skills: Usage of DBMS design and administration. 5. Gather data to analyze and specify the requirements of a system. 6. Design system components and environments. 7. Build general and detailed models that assist programmers in implementing a system.		
Credit Value	Theory: 3, Practical: 1		
Total Marks	Max. Marks: 60	Min Passing Marks: 24	

Unit	Part B – Topics	No. of Lecture
1.	UNIT-I: Overview of Database Management Data. Information and knowledge, increasing use of data as a corporate resource, data processing verses data management, file-oriented approach verses database oriented approach to data management, data independence, database administration roles, DBMS architecture, different kinds of DBMS users, importance of data dictionary, contents of data dictionary, types of database languages. Data models: network, hierarchical, relational.	12



2	UNIT-II: Relational Model & Relational Algebra Entry-Relational model as a tool for conceptual design-entities, attributes and relationships. ER diagrams; Concept of keys, Case studies of ER modelling Generalization; specialization and aggregation converting an ER model into relational schema. Extended ER features. Introduction to UML, Representation in UML, diagram (Class Diagram etc.)	12
3	UNIT-III: Relational Model & Relational Design Relational Algebra: select, project, cross product different types of joins (inner join, outer joins, self-join); set operations, Tuple relational calculus, Domain relational calculus, Simple and complex queries using relational algebra, stand alone and embedded query languages.	12
4	UNIT-IV: Structured Query Language (SQL) Normalization concept in logical model; Pitfalls in database design, update anomalies: Functional dependencies, Join dependencies, Normal forms(1NF,2NF,3NF), Boyce Codd Normal form, Decomposition, Multi-Valued Dependencies, 4NF, 5NF, De-normalization.	12
5	UNIT-V: Query Processing and Security Introduction to SQL, constructs (SELECT-----FROM, WHERE----GROUP BY---HAVING-----ORDERBY-----) INSERT, DELETE, UPDATE, DROP, VIEW definition and use, Temporary tables, Nested queries and correlated nested queries, Integrity constraints; Not Null unique, check, primary, key, foreign key, references, Inner and Outer joins. Query processing: parsing, translation, optimization, evaluation and overview of Query processing protecting the Data Base: Integrity, Security and Recovery. Domain Constraints, Referential Integrity, Assertion, Triggers, Security & Authorization in SQL.	12

Part C -Learning Resources

Text Books, Reference Books, Other Resources

BOOKS RECOMMENDED:

1. **Database System Concept:** A. Silberschatz, H. F. Korth and S. Sudarshan, TMH
2. **Fundamentals of database Systems:** Elmasri & Nawathe, pearson Education
3. **An Introduction to Database Systems:** C.J. Date, AWL publishing Company
4. **SQL, PL/SQL:** Ivan Bayross, BPB Publication
5. **An Introduction to Database Systems:** Bipin Desai, Galgotia publication.
6. **Datebase Management System:** A. K. Majumdar & P. Bhattacharya, TMH.

Signature
Rajamary

Signature

Signature

Signature
Jahny

Signature

GOVT. V.Y.T. P.G. AUTONOMOUS COLLEGE, DURG (C.G.)

SYLLABUS FOR AY 2023-24

B. Com (CA) – III Semester

DBMS Lab

Course Code– BCOCA-302 (P)

Max Mark: 25

Min Marks: 10

Note: The Question Paper setter is advised to prepare unit-wise question with the provision of internal choice. Only Simple calculators allowed not scientific calculator.

Course Objectives	Course Outcomes
To understand the basic database concepts, applications, data models, schema and instances and to demonstrate the use of constraints and relational algebra operations, the basics of SQL and construct queries using SQL.	1. Demonstrate an understanding of the relational data model. 2. Transform an information model into a relational database schema and to use a DDL,DCL and DML, and/or utilities to implement the schema using a DBMS. 3. Formulate, using relational algebra, solutions to a broad range of query problems. 4. Formulate, using SQL, solutions to a broad range of query and data update problems.

1. Scheme of Examination:-

Practical examination will be of 3 hours duration. The distribution of practical marks will be as follows

Program 1	-5
Program 2	-5
Program 3	-5
Viva	-5
(Practical Copy+ Practical Sessional)	-5

Total -25

- In every program there should be comment for each coded line or block of code.
- Practical files should contain printed program with name of author, date,path of program, unit no and printed output.
- All the following programs or a similar type of programs should be prepared.

List of Practical

- Using the following database,
Colleges (ename, city, address, phone, afdate)
Staffs (sid, sname, saddres, contacts)
Staffjoines (sid, cname, dept, DOJ, post salary0
Techings (sid, class, paperid, fsession, tsession)
Subject (paperid subject paperno, papername)

Write SQL statements for the following –

- Create the above tables with the given specifications and constraints.
- Insert about 10 rows as are appropriate to solve the following queries.

Refarney
Jalibey
Jalibey
Jalibey
Jalibey

- c) List the name of the teachers teaching computer subjects.
 - d) List the name and cities of all staff working in your college.
 - e) List the names and cities of all staff working in your college who earn more than 15,000
 - f) Find the staffs whose names start with 'M' or 'R' and ends with 'A' and /or 7 characters long
 - g) Find the staffs whose date of joining is 2005.
 - h) Modify the database so that staff N1 now works in C2 College
 - i) List the names of subjects, which T1 teaches in this session or all sessions.
 - j) Find the classes that T1 do not teach at present session.
 - a. Find the colleges who have most number of staffs.
 - b. Find the staffs that earn a higher salary who earn greater than average salary of their college.
 - c. Find the colleges whose average salary is more than average salary of C2
 - d. Find the college that has the smallest payroll.
 - e. Find the colleges where the total salary is greater than the average salary of all colleges
 - f. List maximum average, minimum salary of each college.
 - a. List the names of the teachers, departments teaching in more than one department
 - b. Acquire details of staffs by name in a college of each college.
 - c. Find the names of staff that earn more than each staff of C2 College.
 - d. Give all principals a 10% rise in salary unless their salary become greater than 20,000 in such case give 5% rise.
 - e. Find all staff that do not work in same cities as the colleges they work.
 - f. List names of employees in ascending order according to salary who are working in your college or all colleges.
 - a. Create a view having fields sname, cname, dept, DOJ, and post
 - b. Create a view consisting of cname, average salary and total salary of all staff in that college.
 - c. Select the colleges having highest and lowest average salary using above views.
2. Create the following database,
- Enrollment (enrollno, name, gender, DOB, address, phone)
 - Admission (admno, enrollno, course, yearsem, date, cname)
 - Colleges (cname, city, address, phone, afdate)
 - Fee Structure (course, yearsem, fee)
 - Payment (billno, admno, amount, pdate, purpose)
- a) Create the above tables with the given specifications and constraints.
 - b) Insert about 10 rows as are appropriate to solve the following queries.
 - c) Get full detail of all students who took admission this year class wise
 - d) Get detail of students who took admission in Bhilai colleges.
 - e) Calculate the total amount of fees collected in this session
 - i) By your college ii) by each college iii) by all colleges

Rayman

Janicey

John

John

- a) List the students who have not paid full fee
 - i) in your college ii) in all colleges
 - b) List the number of admission in your class in every year.
 - c) List the students in the session who are not in the colleges in the same city as they live in.
 - d) List the students in colleges in your city and also live in your city.
3. Create the following database,
- Subjects (paperid, subject, paper, papername)
 Test (paperid, date, time, max, min)
 Score (rollno, paperid, marks, attendance)
 Students (admno, rollno, class, yearsem)
- a. Create the above tables with the given specifications and constraints.
 - b. Insert about 10 rows as are appropriate to solve the following queries.
 - c. List the students who were present in a paper of a subject.
 - d. List all roll numbers who have passed in first division
 - e. List all student in BCOM-II who have scored higher than average
 - i) in your college ii) in every college
 - f. List the highest score, average and minimum score in BCOM-II
 - i) In your college ii) in every college

4. Using the following database

Colleges (cname, city, address, phone, afdate)
 Staffs (sid, sname, address, contacts)
 Staff Joins (sid, cname, dept, DOJ, post salary)
 Teachings (sid, class, paperid, fsession, tsession)
 Subjects (paperid, subject, paperno, papername)

Write SQL statements for the following –


- a. Create the above tables with the given specifications and constraints.
- b. Insert about 10 rows as are appropriate to solve the following queries.
- c. List the name of the teachers teaching computer subjects.
- d. List the names and cities of all staff working in your college.
- e. List the names and cities of all staff working in your college who earn more than 15,000
- f. Using the following database

Colleges (cname, city, address, phone, afdate)

5. Using the following database

Colleges (cname, city, address, phone, afdate)
 Staffs (sid, sname, address, contacts)
 Staff Joins (sid, cname, dept, DOJ, post, salary)
 Teachings (sid, class, paperid, fsession, tsession)
 Subjects (paperid, subject, paperno, papername)

- a. Find the staffs whose names start with 'M' or 'R' and ends with 'A' and/or 7 characters long.
- b. Find the staffs whose date of joining is 2005.
- c. Modify the database so that staff N1 now works in C2 college
- d. List the names of subjects which T1 teaches in this session or all sessions.



6. Using the following database
 Colleges (cname, city, address, phone, afdate)
 Staff (sid, sname, saddress, contacts)
 Staff Joins (sid, cname, dept, DOJ, post, salary)
 Teachings (sid, class, paperid, fsession, tsession)
 Subjects (paperid, subject, paperno, papername)
- Find the classes that T1 do not teach at present session.
 - Find the college who have most number of staffs.
 - Find the staffs who earn a higher salary who earn greater than average salary of their college.
 - Find the colleges whose average salary is more than average salary of C2
 - Find the college that has the smallest payroll.
 - Find the colleges where the total salary is greater than the average salary of all colleges.
 - List maximum, average, minimum salary of each college
7. Using the following database
 Colleges (cname, city, address, phone, afdate)
 Staffs (sid, sname, saddress, contacts)
 Staff Joins (sid, cname, dept, DOJ, post, salary)
 Teachings (sid, class, paperid, fsession, tsession)
 Subjects (paperid, subject, paperno, papername)
- Find the classes that T1 do not teach at present session.
 - List the names of the teachers, departments teaching in more than one departments.
 - Acquire details of staffs by name in a college or each college.
 - Find the names of staff who earn more than each staff of C2 college.
 - Give all principals a 10% rise in salary unless their salary becomes greater than 20,000 in such case give 5% rise.
 - Find all staff who do not work in same cities as the colleges they work.
 - List names of employees in ascending order according to salary who are working in your college or all colleges.
8. Using the following database
 Colleges (cname, city, address, phone, afdate)
 Staffs (sid, sname, saddress, contacts)
 Staff Joins (sid, cname, dept, DOJ, post, salary)
 Teachings (sid, class, paperid, fsession, tsession)
 Subjects (paperid, subject, paperno, papername)
- Find the classes that T1 do not teach at present session.
 - Create a view having fields sname, cname, dept, DOJ, and post
 - Create a view consisting of cname, average salary and total salary of all staff in that college.
 - Select the colleges having highest and lowest average salary using above views.
 - List the staff names of a department using above views.
9. Enrollment (enrollno, name, gender, DOB, address, phone)
 Admission (admno, enrollno, course, yearsem, yearsem,

Rayburn
 Lally
 John
 John

data, cname)

- a. Create the above tabs with the given specifications and constraints.
- b. Insert about 10 rows as are appropriate to solve the following queries.
- c. Get full detail of all students who took admission this year
Classwise
- d. Get detail of students who took admission in Bilai colleges.
- e. Calculate the total amount of fees collected in this session
i) by your college ii) by each college iii) by all colleges








10. Enrollment (enrollno, Name, gender, DOB, address, phone)
Admission (admno, enrollno, course, yearsem, date, cname)
Colleges (cname, city, address, phone, afdate)
Fee Structure (course, yearsem, fee)

- Payment (billno, admno, amount, pdate, purpose)
- a. List the students who have not paid full fee
i) In your college ii) in all colleges
 - b. List the number of admissions in your class in every year.
 - c. List the students in the session who are not in the colleges in the same city as they live in.
 - d. List the student in colleges in your city and also live in your city.

11. Subjects (paperid, subject, paper, papername)

Test (paperid, date, time, max, min)
Score (rollno, paperid, marks, attendance)
Students (admno, rollno, class, yearsem)

- a. Create the above tables with the given specifications and Constraints
- b. Insert about 10 rows as are appropriate to solve the following queries.
- c. List the students who were present in paper of a subject.
- d. List all roll numbers who have passed in first division.
- e. List all students in BCOM-III who have scored higher than average
i) in your college ii) in every college
- f. List the highest score, average and minimum score in BCOM-III
i) in your college ii) in every college

V.C. Nominee 	Departmental members
Subject Expert 	1. HOD- Mr. Dileep Kumar Sahu..... 
Subject Expert.....	2. Mrs. Latika Tamrakar 
Alumni(member).....	3. Dr. Sanat Kumar Sahu..... 
Prof. from other Dept. of Sc. Faculty..... 	
Specialist from Industry 	

Course Structure for CBCS B.Com. (CA)- IV Semester

Course Code	Course Type	Course Name	Theory Marks		Internal Marks		Practical Marks		Total Marks		Teaching Load per Week			Credits
			Max. (A)	Min. (B)	Max. (C)	Min. (D)	Max. (E)	Min. (F)	Max.	Min.	L	T	P	
BCS 401(L)	DSC	Internet Technology	60	24	15	6			75	30	3	1		3
BCS 402(P)		Internet Technology Lab					25	10	25	10			1x2	1
BCS 403 (L+P)	SEC		25	10			25	10	50	20	1		1X2	2
BCS 404 (L+P)	VAC		25	10			25	10	50	20	1		1X2	2
TOTAL									200	80				8

The syllabus for B.Com. (CA) is hereby approved for the session 2023-24.



GOVT. V.Y.T. P.G. AUTONOMOUS COLLEGE, DURG (C.G.)
SYLLABUS FOR AY 2023-24
B. Com (CA) – IV Semester
Internet Technology
Course Code– BCOCA-401 (L)

Max Mark: 60

Min Marks: 24

Note: The Question Paper setter is advised to prepare unit-wise question with the provision of internal choice. Only Simple calculators allowed not scientific calculator.

Part A: Internet Technology			
Program: B. Com (CA)	Class: B. Com (CA) Semester	Year: 2023	Session: 2023-2024
Course Code	BCOCA-401 (L)		
Course Title	Internet Technology		
Course Type	Core Course		
Pre-requisite (if any)	None		
Course Objectives	The main objective of the course is present the basic internet technology concepts that are required for developing web applications.		
Course Outcome	On successful completion of the course, the student will be able to: <ol style="list-style-type: none"> 1. Understand the basics of Internet and its protocol. 2. Analyze a web page and identify its elements and attributes. 3. Create web pages using HTML and Cascading Styles sheets 4. Understand the concept of inserting image in web page and hyper link. 5. Build dynamic web pages using JavaScript (client-side programming), CSS and XML. 		
Credit Value	Theory: 3, Practical: 1		
Total Marks	Max. Marks: 60	Min Passing Marks: 24	

Unit	Part B – Topics	No. of Lecture
1.	UNIT-I Basics of Internet History, Evolution, Internet applications, Intranet, WWW, Emergence of Web, Web Site, client, Web Servers, Web Browser, web standards, Web concept, Search Engine, URL, DNS, Internet Connection, Internet Service Provider, Web Design Strategies, OSI and TCP/IP model, various protocols like HTTP, FTP, SMTP, TELNET. Internet services: Email concept, Sending and receiving secure Email, Voice and video Conferencing, web Based chat services, Chat Services, Internet Messaging, Internet Relay Chat, News Group.	12

2	<p>UNIT-II Basics of HTML Introduction, Html version, HTML tags, what is HTML?, HTML editor, explanation of the structure of the homepage, element in HTML documents, HTML tags, basic HTML tags, comments tag in HTML, viewing the source of the web page, how to download the web page source?, HTML document structure: head section, illustration of document structure. <BASE> element, <ISINDEX> element, <LINK> element, META, <TITLE> element, <SCRIPT> element, practical applications, HTML document structure- body section:- body element and its attributes: Background; Background color, Text; Link; Active Link(ALINK); visited link(VLINK); Left margin; top margin; organization of elements in BODY of the document; Text Block Elements; Text Emphasis Elements.</p>	12
3	<p>UNIT-III HTML SPECIAL ELEMENTS Creating headings on a web pages : Aligning the headings, creating list, Working with Links: Creating a Hyperlinks, Setting the Hyperlink Colors, Linking Different sections of A web page, Creating Paragraph, Working with Images, Using Images as Links, Working with Tables, Working with Frames : Creating a Frame, Creating Vertical and Horizontal Frames, Setting the Frame Border Thickness, Applying Hyperlink Targets to a Frame, Creating and HTML Form, Specifying the Action URL and Method to Send the Form, Using the HTML Controls.</p>	12
4	<p>UNIT – IV: IMAGE, INTERNAL AND EXTERNAL LINKING BETWEEN: Insertion of image using the element IMG (Attributes: SRC (Source), WIDTH, HEIGHT, ALT(alternative), ALIGN), IMG(In – Line Images) Element and Attributes; Illustrations of IMG Alignment, Image as Hypertext Anchors, Internal and External Linking between web pages hypertext anchors, HREF in anchors, Links to a particular place in a document, NAME attribute in anchor, Targeting NAME, TITLE attribute, Practical IT Application Designing web pages links with each other, Designing Frames in HTML. Practical Examples.</p>	12
5	<p>UNIT-V CSS, DHTML and Java Script CSS: Introduction, Cascading style sheet (CSS), Inline Style sheet, External Style Sheet, Internal Style Sheets, DHTML: DHTML document object model, Event handling. Java Script: Introduction, Language elements, Variables, operators, control statement Array and function in Java Script, Objects of Java script, Client-Side and server-side Java script, Benefits of using Java Script, Embedding JavaScript into HTML Page, Handling Events, overview of VB Script. XHTML, CSS, Extensible Markup Language (XML), Extensible Style sheet Language (XSL).</p>	12



Part C -Learning Resources

Text Books, Reference Books, Other Resources

BOOKS RECOMENDED:

1. Web Technology, A developer's Perspective, N.P. Gopalan and J. Akilandeswari, PHI publication.
2. Web Technologies : HTML, JAVASCRIPT, PHP, JAVA, JSP, ASP, NET, XML and Ajax, Black Book by Dream Tech Press.
3. Internet : The Complete Reference Millennium Edition Margaret Levine Young, Doug Muder.
4. The Complete Reference : HTML and CSS, Thomas A, Powell, Mc Graw Hill.
5. Java Script The Complete Reference, Thomas Powell, Fritz Schenider, McGrawHill, Third Edition
6. Introduction To HTML, Kamlesh N.Agrawal, O.p, Vyas, P.A. Agrawal.
7. Web Technology and Design, Xavier, C, New Age International.
8. HTML, DHTML, Java Script, Perl and CGI, Ivan Bayros, BPB Publication.
9. Internet and Web Design, Ramesh Bangia, New Age International.
10. Business on the net, Kamlesh N. Agarawala, Amit Lal & Deeksha Agarawal, Macmillan India Ltd.

The bottom section of the page contains several handwritten signatures and initials in blue ink. From left to right, there is a signature that appears to be 'Lakhey', followed by a signature that looks like 'S', then a signature that looks like 'S', and finally a signature that looks like 'S' with the word 'Reference' written below it.

GOVT. V.Y.T. P.G. AUTONOMOUS COLLEGE, DURG (C.G.)
DEPARTMENT OF COMPUTER SCIENCE

SESSION - 2023-24

B.Com (CA)– IV SEMESTER
COURSE CODE: BCOCA-402(P)
INTERNET TECHNOLOGY LAB

Max Mark: 25

Min Marks: 10

Course Objectives	Course Outcomes
This course intends to provide in-depth programming knowledge of the basics involved in publishing content on the World Wide Web. This will also expose students to the basic tools and applications used in Web publishing	On successful completion of the course, the student will be able to CO1: Write program and Design web pages using HTML CO2: Discuss modular approach by working with functions and derive data types. CO3: Format and validate web pages using CSS and Java Script CO4: Understand the basics of PHP. CO5: Design web sites and deploy it on web servers.

1. **Scheme of Examination:-** Practical examination will be of 3 hours duration. The distribution of practical marks will be as follows:

Programme 1	-	5
Programme 2	-	5
Programme 3	-	5
Viva- Voice	-	5
[Practical Copy + Internal Record]	-	5

Total - **25**

- 2 In every program there should be comment for each coded line or block of code.
3 Practical file should contain printed programs with name of author, date, path of program, unit no. and printed output.
4 All the following programs or a similar type of programs should be prepared.

List of Practical

HTML

- Q.1. Write an HTML program to create the following table:

Class	Subject1	Subject2	Subject3
BCOM I	Visual Basic	PC Software	Electronics
BCOM II	C++	DBMS	English
BCOM III	Java	Multimedia	CSA

- Q.2. Write an HTML program to create the following lists:

1. C
2. C++

[Handwritten signatures and marks]

3. Fortran
4. COBOL

Q.3. Write an HTML program to create the following lists:

1. Java
2. Visual Basic
3. BASIC
4. COBOL

Q.4. Write an HTML program to demonstrate hyperlinking between two web pages. Create a marquee and also insert an image in the page.

Q.5. Write an HTML program to create frames in HTML with 3 columns (Width = 30%, 30% , 40%).

Q.6. Write an HTML program to create a web page with a blue background and the following text:

New Delhi

New Delhi, the capital and the third largest city of India is a fusion of the ancient and the modern. The refrains of the Muslim dynasties with its architectural delights, give the majestic ambience of the bygone era.

Q.7. Write an HTML program to create the following table:

Admission

Course	OC	BC	MBC	SC/ST	TOTAL
Computer science	9	18	5	5	37
Commerce	14	25	6	5	50
Grand total					87

Q.8. Write an HTML program to create the following table:

Car Price List

Maruti		Tata		Ford	
Model	Price	Model	Price	Model	Price
Maruti 800	2 Lac	Sumo	2 Lac	Ikon	5 Lac
Omni	3 Lac	Scorpio	3 Lac	Gen	2 Lac

Q.9. Write an HTML program to create the following table:

Students Records

Name	Subject	Marks
Arun	Java	70
	C	80
Ashish	Java	75
	C	69

Q.10. Create an HTML document and embed a flash movie in it.

Q.11. Write the HTML coding to display the following table. Also insert an image in the web page.

Subject	Max	Min	Obtain
Java	100	33	75
Multimedia	100	33	70
Operating System	100	33	68
C++	100	33	73

Q.12. Write the HTML coding to display the following table:

Name	Rahul
Roll No.	101

Subject	Max	Min	Obtain
Java	100	33	75
Multimedia	100	33	70

Q.13. Write an HTML program to create a form as the following:

Enter Name:

Enter Roll No.:

Enter Age:

Enter DOB:

Q.14. Write an HTML program to create a page with an image as background and the following text:

New Delhi

New Delhi, the capital and the third largest city of India is a fusion of the ancient and the modern. The refrains of the Muslim dynasties with its architectural delights, give the majestic ambience of the bygone era.

On the other side New Delhi, the imperial city built by British, reflect the fast paced present. The most fascinating of all is the character of Delhi which varies from the 13th present century mausoleum of the Lodi kings to ultra modern glass skyscrapers.

Q.15. Create the following HTML form.

Q.16. Create the following HTML form.

FIRSTNAME :

LASTNAME :

GENDER :
Male Female

SUBJECTS:

- Multimedia
- Operating System
- CSA

Q.17. Create the following HTML form.

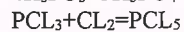
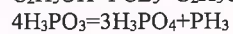
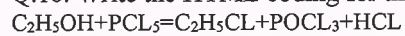
Enter your name :
Enter your rollno :

Subjects :

- Java
 C
 Visual Basic
 C++

Class:
BCA I
BCA II
BCA III

Q.18. Write the HTML coding for the following equations:



Q.19. Write the HTML code to display the following:

1. Actors

1. Bruce Willis
2. Gerard Butler
3. Vin Diesel
4. Bradd Pitt

2. Actress

1. Julia Roberts
2. Angelina Jolie
3. Kate Winslet
4. Cameron Diaz

Q.20. Write the HTML code to display the following:

1. Cricket Players

1. Batsman

1. Sachin Tendulkar
2. Rahul Dravid
3. Virendra Sehwag

2. Bowler

- a. Kumble

Handwritten signatures:
Jadhav, Dr, Ah, Rajan, Jadhav

b. Zaheer Khan

c. Balaji

3. Spinner

a) Harbhajan

b) Kumble

c) Kartik

Note: At least 5 programs of CSS and Java Script to be done separately.

Handwritten signatures:
Lakshy, [Signature], [Signature], [Signature], [Signature]

DIRECTIVES FOR STUDENTS, FACULTY AND EXAMINERS

1. There shall be three sections (Section A, B, and C) in each theory paper.
2. Section A shall contain very short answer type questions (One or two line answer) or objective type questions (fill in the blank). **(not multiple choice questions)**
3. Section B shall contain short answer type questions with the limit of 150 words
4. Section C shall contain long answer/ descriptive type questions. The students are required to answer precisely and the answer should not exceed the limit of 350 words.
5. The students are required to study the content mentioned in the curriculum exhaustively.

EVALUATION PATTERN OF DSC, GEC AND AEC

- Theory- 60 marks + Internal and Assignment – 15 Marks
- Practical- 25 marks
- Total – 100 Marks

Question Type	MM 60 (Marks X No. of Q.)
A (Very short Ans.)	1X10 = 10
B (Short Ans.)	3X5 = 15
C (Long Ans.)	5X5 =25

EVALUATION PATTERN FOR SEC and VAC

- Theory 25 marks
- Practical 25 marks
- Total – 50 Marks

[Handwritten signatures and initials in blue ink]

Corrigendum for UG Classes

1. Section –A (very short answer question)

There shall be 10 objective type questions (No multiple choice). All questions are compulsory; at least one from each unit.

2. Section B, Section C

There shall be 10 questions, two questions from each unit.
The candidate has to attempt one question from each unit.

Name and Signatures

Name and Signatures	Departmental members
V.C. Nominee	1. HOD- Mr. Dileep Kumar Sahu.....
Subject Expert	2. Mrs. Latika Tamrakar
Subject Expert.....	3. Dr. Sanat Kumar Sahu.....
Alumni(member).....	
Prof. from other Dept. of Sc. Faculty	
Specialist from Industry	